






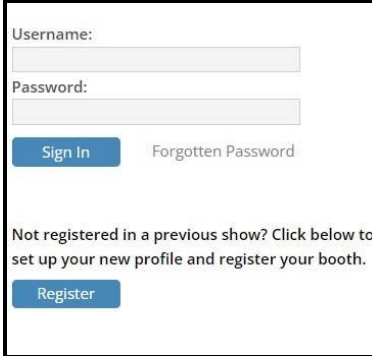
# THE OUTDOOR ADVENTURE & TRAVEL SHOW 2026

## ONLINE ORDERING INSTRUCTIONS

We are pleased to offer online ordering for **THE OUTDOOR ADVENTURE & TRAVEL SHOW 2026**. This system is designed to assist in fulfilling your exposition needs simply, conveniently and securely.

**Our online ordering links are unique to every show.** To access online ordering for your show, please click on the link provided in the Quick Facts document of this Exhibitor Kit. If you have any difficulties, please do not hesitate to contact our Operations Department at [operations@levyshow.com](mailto:operations@levyshow.com).

1. Follow the show specific online ordering link located in the Quick Facts document.
2. Once you have accessed the online ordering portal, you will be prompted to either log in using your Username and Password or "Register". Your email address must be used as your Username. 
3. If you have not registered for an account before, please click on "Register". You will then be prompted to fill in your company information. If you do not yet have a booth number, please enter your booth number as "0". 
4. Once you have logged in, you will be directed to the Welcome Page of our online ordering portal. You can access the Exhibitor Kit and Show Facts documents on the left hand menu. To begin ordering services online please click on the "Order Booth Services" tab.
5. After making your service or rental selections, click the "Add to Cart" button. Once you have finished adding all items or services to your cart, click on the "My Cart/Orders" tab on the menu at the top of the page to view your order.
6. To complete your purchase click on the "Proceed to Checkout" button.
7. Complete your billing details and enter your credit card information to confirm and complete the order.  
**NOTE:** Alternatively, to expedite the check out process, you may enter your card details before online shopping by clicking the "My Profile/CC" tab on the menu at the top of the page, then click "Credit Cards" and fill out the required information.



ONLINE ORDERING